

NEW PRODUCT!

**KENWORTH MEDIUM DUTY TRUCK
FLOOR MATS NOW AVAILABLE!**
See Medium Duty Floor Mats Below (Pg. 2).

KENWORTH Floor Mats

Truck Model W990
Part# KWL0G0990

Truck Model W990
Part# KWL0G0990LE
For "Limited Edition" Interiors

Floor mats feature our patented door sill flanges designed to locate and keep the mats in place

Borders and ribs designed to entrap liquids, oils, dirt and debris


Protect Your Investment!

To purchase these products, contact or visit an authorized Kenworth Dealership. Dealership note: Available in your facing PDC.



KENWORTH[®]

MEDIUM DUTY TRUCK FLOOR MATS



Part No. KWMD80

Applications: Medium Duty Trucks T180, T280, T380, T380V, T480, T480V
Driver and Passenger floor mat set, for two and three passenger cabs.

KENWORTH

FLOOR MATS

- **"Patented" floor mat with Positive Restraint System (PRS) flange holds the driver side floor mat in place.**
- **Heavy Duty borders to catch and retain abrasive debris, caustic materials, liquids, grease and oils harmful to a truck's O.E. flooring.**
- **High impact absorbing ribs and elevated textures.**
- **Ergonomic safety heel pads or heel landing (most models).**

Patent # US 6,726,268 B2



Truck Model	Part #
T680	KWLOG0680



Truck Model	Part #
T880	KWLOG0T880



Truck Model	Part #	Fits Year Model
Various	K860PDT	7/05 to present**




Truck Model	Part #	Fits Year Model
Various	K850PDT	03-2001 to 7/05



Truck Model	Part #	Fits Year Model
T2000	K2499PDT	4/99 to present cabs**



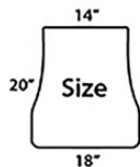
Truck Model	Part #	Fits Year Model
Various	K830RED	pre - 03/2001



KENWORTH

MUD FLAPS

- *Fiberglass reinforced for increased durability and reduced sail.*
- *Proprietary All-Weather Formula; will not crack, split or tear in freezing temperatures and will withstand high heat service.*
- *Colors are permanent through unified molding.*
- *Integrated mounting bosses.*
- *Heavy Duty Borders.*




Truck Model	Size W x L	Part #
Various	Top 14" Bottom 18"x20"L	MF0001K(OldPart#K1493B)=Black
Various	Top 14" Bottom 18"x20"L	K1495R=Red

Universal Mounting System



Truck Model	Size W x L	Part #
Various	24" x 6"	K1418R=Red



Truck Model	Size W x L	Part #
Various	24" x 30"	K3441MF=White, K3442=Red



Truck Model	Size W x L	Part #
Various	24" x 24"	K1496B=Black



Shrink wrapped view pak includes one pair flaps with mounted chrome bottom weights.

Truck Model	Size W x L	Part #
Various	14" x 16"	MD-K90CF=Black
Various	Top 14" Bottom 18" x 20"	MD-K93CF=Black



KENWORTHFLOOR MATS
AND MUD FLAPS

- All flaps have a molded-in backing material or reinforcement and durability.
- Molded mounting bosses in heavy duty borders.

Floor Mat Application Guide

Model	Part #	Description-floor mats	Fits Year Models
C500	K860PDT	KW Logo & 3 Grey Trucks	7/05 to present**
T180,T280	KWMD80	KW Logos	all years
T380,T480	KWMD80	KW Logos	all years
T300	K850PDT	KW Logo & 3 Grey Trucks	all years
T600	K830BLUE	KW Logo & 2 Blue Trucks	pre- 03/2001
T600	K830RED	KW Logo & 2 Red Trucks	pre- 03/2001
T600	K840	KW Logos (no trucks)	pre- 03/2001
T600	K850PDT	KW Logo & 3 Grey Trucks	03/2001 to 7/05
T600	K860PDT	KW Logo & 3 Grey Trucks	7/05 to present**
T600	K1833PDT	KW Logo & Grey T600 Truck	pre- 03/2001
T600	K3439	KW Logo & Grey T600 Truck	sleeper cabs or door mat
T680	KWLOG0680	KW Bug / T680 logos	all years
T880	KWLOG0T880	KW Bug / T880 logos	all years
T800	K840	KW Logos (no trucks)	pre- 03/2001
T800	K850PDT	KW Logo & 3 Grey Trucks	03/2001 to 7/05
T800	K860PDT	KW Logo & 3 Grey Trucks	7/05 to present**
T800	K1832PDT	KW Logo & Grey T800 Truck	pre- 03/2001
W900	K830RED	KW Logo & 2 Red Trucks	pre- 03/2001
W900	K850 PDT	KW Logo & 3 Grey Trucks	03/2001 to 7/05
W900	K860PDT	KW Logo & 3 Grey Trucks	7/05 to present**
W900	K840	KW Logos (no trucks)	all years
W900	K1834PDT	KW Logo & Grey W900 Truck	pre- 03/2001
W990	KWL0G0990	KW and the W990 logos	all years
W990LE	KWL0G0990LE	KW and the W990 logos	all years
T2000	K2499PDT	KW logo & T2000 Truck	4/99 to present cabs**
T2000	KT2FM	KW logo & T2000 Truck	pre- 4/99 D.O.M cabs

** "to present" equals through that Cab generation's end-(O.E.M. mid-generation changes may affect fit).

Advisory

- Floor mat part numbers won't necessarily fit all years, or all configurations for the Truck model listed.
- Truck manufacturers make changes to cab interiors periodically that can affect the fit of auxiliary floor mats.
- Truck models can have multiple floor plans due to options, accessories, and build variances
- To check for proper fit; ensure that the floor mat lays flat against the O.E. flooring, and does not interfere with the control pedals. Please see Installation Instructions on our "Support tab" at www.productsalesco.com for important safety information. To purchase these products, contact or visit an authorized Kenworth Dealership. Dealer note; available through your PDC program.



- To purchase these products, contact or visit an authorized Kenworth Dealership.
- Dealership note: Available through Paccar Parts Distributions Centers.
- These products are designed and produced by Product Sales Co. and are available exclusively through Paccar Parts.